

Black Bear

strum once for every chord diagram

Words & Music by The Slade Boys

♩ = 80

uke.

C F C C

Black bear run-ning through the ber-ry pat-ches,

C F C C

he don't care a-bout thorns and scat-ches,

C F C C

Got-ta get fat, don't you know that,

C F C C

win-ter's com-ing soon.

Happy Birthday

- play freely -
(Key of F)

♩ = 80

uke.

C: 0 0 0 4
F: 2 1 4

1 Hap- py Birth- day to you. Hap- py

2

C: 0 0 0 4
F: 2 1 4

3 Birth- day to you. Hap- py

4

F: 2 1 4
C: 0 0 0 4
Bb9: 3 2 1 4

5 Birth- day dear Hap- py

6

F: 2 1 4
C: 0 0 0 4
F: 2 1 4

7 Birth- day to you. and man- y more -

8 7

9

Ode To Joy

Beethoven
for Low G Uke

"A" part in two octave

Low G

① = A ③ = C
② = E ④ = G

♩ = 60

Uke

mf

1 2 3 4 1 2 3 4 1 2 3 4 1 2 3 4

2 3 5 5 3 2 0 3 3 0 2 2 0

5 6 7 8

1 2 3 4 1 2 3 4 1 2 3 4 1 2 3 4

2 3 5 5 3 2 0 3 3 5 2 0 3

9 10 11 12

1 2 3 4 1 2 3 4 1 2 3 4 1 2 3 4

4 0 2 2 0 4 2 0 0 2 4 4 2

13 14 15 16

1 2 3 4 1 2 3 4 1 2 3 4 1 2 3 4

4 0 2 2 0 4 2 0 0 2 4 2 0

Jingle Bells

Words & Music by James Pierpont

Ukulele

Low G

① = A ③ = C

② = E ④ = G

♩ = 100

Chorus

Ukulele notation for measures 1-4. Chords: C, C, C, C, C, C, C, C. Lyrics: "Jing- le Bells, Jing- le Bells, Jing- le all the way." Includes treble and bass clef staves with fingerings and a ukulele icon.

Ukulele notation for measures 5-8. Chords: F, F, C, C, D7, D7, G7, G7. Lyrics: "Oh, what fun it is to ride on a one horse o- pen sleigh. Hey!" Includes treble and bass clef staves with fingerings and a ukulele icon.

Ukulele notation for measures 9-12. Chords: C, C, C, C, C, C, C, C. Lyrics: "Jing- le Bells, Jing- le Bells, Jing- le all the way." Includes treble and bass clef staves with fingerings and a ukulele icon.

Ukulele notation for measures 13-16. Chords: F, F, C, C, G7, G7, C, C. Lyrics: "Oh what fun it is to ride in a one horse o- pen sleigh!" Includes treble and bass clef staves with fingerings and a ukulele icon.

Verse



17 18 19 20

Dash- ing through the snow In a one- horse o- pen sleigh

6 8 (8) 7 6 6 6 8 (8) 7 (6)

0 0 2 0 0 0 0 2 0 2

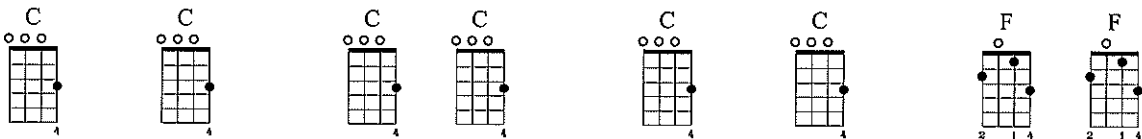


21 22 23 24

O'er the fields we go Laugh- ing all the way

(6) (9) 8 (8) (7) (10) 9 (9) (8) 8

1 0 2 4 0 3 1 2 0

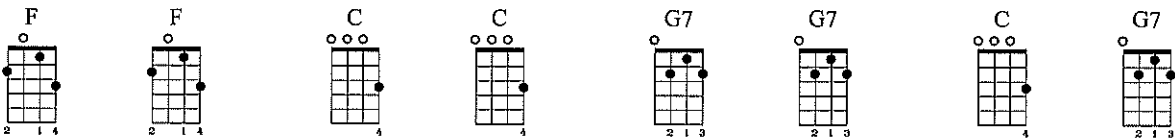


25 26 27 28

Bells on bob tail ring Mak- ing spir- its bright What

6 8 (8) 7 6 6 8 (8) 7 (6) (6)

0 0 2 0 0 0 2 0 2 2



29 30 31 32

fun it is to ride and sing A sleigh- ing song to- night! Oh!

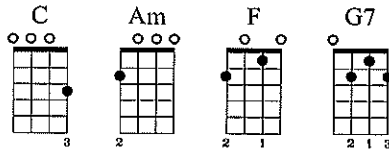
(6) (9) 8 (8) 9 9 9 9 (10) 9 (9) (8) 7 9

1 0 2 3 3 3 3 0 3 1 2 0 3

Pattern Finger Picking

for Hi G Tuned Ukuleles

Chords: C, Am, F, G



♩ = 80

uke.

C
p

i *m* *i* *p* *i* *m* *i*

The first system of music is for the C chord. It consists of a treble clef staff and a ukulele tablature staff. The treble staff shows a sequence of notes: a quarter note G4, a quarter note A4, a quarter note B4, a quarter note G4, a quarter note F4, a quarter note E4, and a quarter note D4. The tablature staff shows the corresponding fret numbers: 0, 0, 3, 0, 0, 0, 0. The tempo is marked as ♩ = 80.

Am
p

i *m* *i* *p* *i* *m* *i*

The second system of music is for the Am chord. It consists of a treble clef staff and a ukulele tablature staff. The treble staff shows a sequence of notes: a quarter note G4, a quarter note A4, a quarter note B4, a quarter note G4, a quarter note F4, a quarter note E4, and a quarter note D4. The tablature staff shows the corresponding fret numbers: 2, 0, 0, 0, 0, 0, 0.

F
p

i *m* *i* *p* *i* *m* *i*

The third system of music is for the F chord. It consists of a treble clef staff and a ukulele tablature staff. The treble staff shows a sequence of notes: a quarter note G4, a quarter note A4, a quarter note B4, a quarter note G4, a quarter note F4, a quarter note E4, and a quarter note D4. The tablature staff shows the corresponding fret numbers: 3, 1, 0, 1, 0, 1, 0.

G7
p

i *m* *i* *p* *i* *m* *i*

The fourth system of music is for the G7 chord. It consists of a treble clef staff and a ukulele tablature staff. The treble staff shows a sequence of notes: a quarter note G4, a quarter note A4, a quarter note B4, a quarter note G4, a quarter note F4, a quarter note E4, and a quarter note D4. The tablature staff shows the corresponding fret numbers: 4, 1, 2, 1, 2, 1, 1.

C
p

i *m* *i*

The fifth system of music is for the C chord. It consists of a treble clef staff and a ukulele tablature staff. The treble staff shows a sequence of notes: a quarter note G4, a quarter note A4, a quarter note B4, a quarter note G4, a quarter note F4, a quarter note E4, and a quarter note D4. The tablature staff shows the corresponding fret numbers: 5, 0, 0, 3, 0, 0, 0. There is an upward-pointing arrow above the final '3' in the tablature.

Star Wars Theme

The Right Hand:

uses the thumb (p) on the 4th string,
 the index finger (i) on the 3rd string,
 the middle finger (m) on the 2nd string,
 and the ring finger (a) on the 1st string.

The Left Hand:

uses the 1st finger on the first fret,
 the 2nd finger on the second fret,
 the 3rd finger on the third fret.

In bars 3,4,7 and 8 place the 3rd finger across both strings.

We won't use the pinkie for this song.

Low G

① = A ③ = C
 ② = E ④ = G

♩ = 120

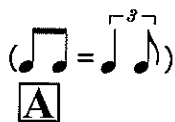
The musical score is presented in two systems. The first system covers measures 1 through 5, and the second system covers measures 6 through 10. Each system consists of a right-hand part (treble clef) and a left-hand part (ukulele clef). Above the right-hand part, fingerings (p, i, m, a) and dynamics (p, f) are indicated. Above the left-hand part, fret numbers (0, 1, 2, 3) are shown. A C chord diagram is provided at the top left of the first system. A double bar line with repeat dots appears at the end of measure 10, with first and second endings indicated above the staff.

The Hokey Pokey

-shuffle arrangement-
learn the 'closed position' D chord
then learn the 'closed position' A chord

Words & Music by Macak, Baker & LaPrise

♩ = 126



me...

1 2 D 3 4

You put your right foot in, you put your right foot out. You put your right foot in, and you

2-4-2 | 2-2-2-(2) 2-4-2 | 2-2-2-(2) 2-4-2 | 2-2-2-(2) 4-2

5 A 6 7

shake it all a- bout. You do the Hok- ey Pok- ey and you turn your- self a- round.

1-0-1-0-1-2 | 1-0-1-0-1-0-1-0 | 1-0-1-0-1

8 9 D 10 D

That's what it's all a- bout. You put your bout!

2 2 2 4 1 | 2 2 4 2 | 2

B

11 12 D 13 14

You put your right foot in, you put your right foot out. You put your right foot in, and you

2 4 2 | 2-2-2-(2) 2-4-2 | 2-2-2-(2) 2-4-2 | 2-2-2-(2) 4-2

A

Musical notation for measures 15, 16, and 17. The key signature is one sharp (F#). The melody consists of eighth notes. The lyrics are: "shake it all a- bout. You do the Hok- ey Pok- ey and you turn your- self a- round." The guitar accompaniment is shown on a six-string guitar with a capo on the first fret, using a simple chord progression of 1-0-1-0-1-2.

Musical notation for measures 18, 19, and 20. The key signature is one sharp (F#). The melody consists of quarter notes. The lyrics are: "That's what it's all a- bout. You put your bout." The guitar accompaniment is shown on a six-string guitar with a capo on the first fret, using a simple chord progression of 2-2-2-4-1-2-4-2. Measure 19 includes a first ending bracket and a second ending bracket, both labeled "D".

You Are My Sunshine

4 chord song: C, C7, F & G5

The 4th finger (pinkie) is held down for EVERY chord.

If you have small hands OR a smaller ukulele you may substitute the 3rd finger instead.

All other fingerings stay the same.

Words & Music by Jimmie Davis

♩ = 144

Verse

s.gu...

The oth- er night, dear, as I lay sleep- ing,
love you dear, and make you hap- py
once, dear, you real- ly loved me,

I dreamed I held you in my arms.
if you will on- ly say the same.
and no one else could come be- tween.

When I a- woke dear, I was mis- tak- en
But if you leave me to love a- noth- er,
But now you've left me, to love a- noth- er,

and I hung my head and cried.
you'll re- gret it all some day.
you have shat- tered all my dreams.

Chorus

16 17 C 18 19

You are my sun- shine, my on- ly sun- shine,

TAB: 0 1 3 | 0 0 | 0 4 0 | 1 1

C7 F C

20 you make me hap- py when skies are grey.

TAB: 1 3 0 | 1 5 | 5 3 1 | 0

F C

24 You'll nev- er know, dear, how much I love you.

TAB: 1 3 0 | 1 5 | 5 3 1 | 0 1

G5 C

28 So please don't take my sun- shine a- way.

TAB: 0 1 3 | 0 1 | 3 3 0 | 1

C

32 I'll al- ways way.
You told me way.

TAB: 0 1 3 | 1 | (1)

Stand By Me

Key of "C"

Words & Music by Ben E King, Lieber & Stoller

Ukulele

Low G

① = A ③ = C

② = E ④ = G

♩ = 60

melody

Chord diagrams shown:

- C
- Am
- F
- G7sus4

Thunderstruck

- for ukulele -
- intro bars 5-6 -

Low G

① = A ③ = C

② = E ④ = G

♩ = 30

uke.

mf

shift position

12 0 10 0 9 0 10 0 9 0 7 0 9 0 5 0

shift position

2

7 0 4 0 5 0 4 0 5 0 4 0 5 0 4 0